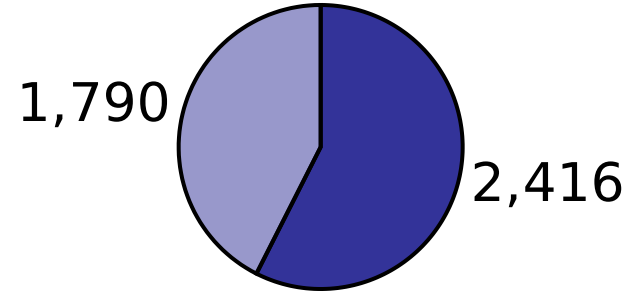


Item Library

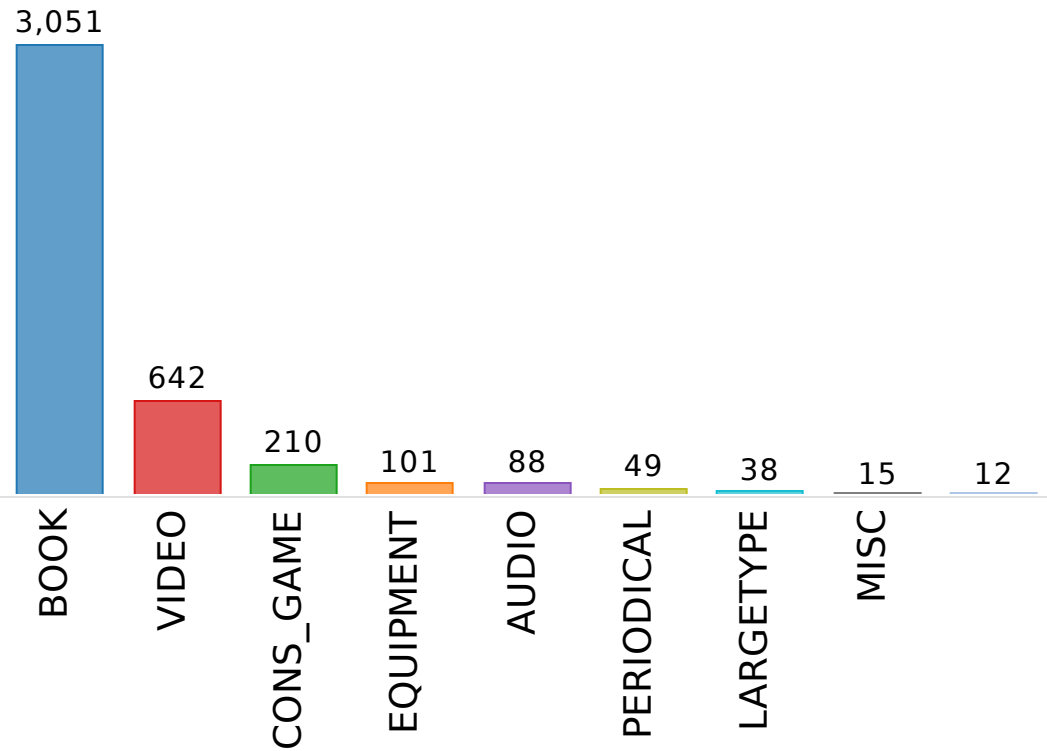
NRS ▼

Checkouts & Renewals of Your Items

Trans Stat Command Desc	Transactions	% of Total
Total	4,206	100.00%
Charge Item Part B	2,416	57.44%
Renew Item	1,790	42.56%



Item Cat1	Transactions	% of Total
Total	4,206	100.00%
BOOK	3,051	72.54%
VIDEO	642	15.26%
CONS_GAME	210	4.99%
EQUIPMENT	101	2.40%
AUDIO	88	2.09%
PERIODICAL	49	1.17%
LARGETYPE	38	0.90%
MISC	15	0.36%
	12	0.29%



Item Library

NRS ▼

Checkouts & Renewals of Your Items

Item Type	Transactions	% of Total
Total	4,206	100.00%
BOOK	2,632	62.58%
BOOK_NEW	432	10.27%
DVD_FEAT	333	7.92%
CONSOLEGAM	164	3.90%
DVD_NEWFEA	97	2.31%
DVD_BOXSET	83	1.97%
BLURAY_FEA	51	1.21%
DVD	50	1.19%
PERIODICAL	49	1.17%
CONSOLENEW	43	1.02%
EQUIPMENT	43	1.02%
TOY	39	0.93%
LARGETYPE	37	0.88%
BLURAY_NFE	28	0.67%
CD_AUDIO	28	0.67%
EQUIPMENTC	19	0.45%
CD_NEW	15	0.36%
REALIA	15	0.36%
CD_SPOKEN	13	0.31%
BOOK_J	9	0.21%
LARGETYPEN	6	0.14%
PAPERBACK	5	0.12%
DVD_BOXNEW	3	0.07%
NS_ILL_PRT	3	0.07%
CD_SPOKNEW	2	0.05%
GAME	2	0.05%
NS_ILL_VID	2	0.05%

Item Home Location	Transactions	% of Total
Total	4,206	100.00%
STACKS_JUV	1,903	45.24%
STACKS	1,362	32.38%
NEW_ADULT	352	8.37%
YOUNGADULT	309	7.35%
NEW_JUV	220	5.23%
NEW_YA	55	1.31%
ILL_IN	5	0.12%

Item Library

NRS ▼

Checkouts & Renewals of Your Items

User Library	Trans Stat User Profile Name	Transactions	% of Total
Total		4,206	100.00%
NRS	NRS_ADULT	1,950	46.36%
	NRS_JUV	383	9.11%
RSS	RSS_ADULT	357	8.49%
BYS	BYS_ADULT	131	3.11%
FPS	FPS_ADULT	110	2.62%
RSS	RSS_JUV	110	2.62%
OPS	OPS_PATRON	77	1.83%
BFS	BFS_PATRON	73	1.74%
MWS	MWS_ADULT	71	1.69%
WCS	WCS_PATRON	50	1.19%
CIS	CIS_ADULT	48	1.14%
LPS	LPS_PATRON	44	1.05%
BYS	BYS_JUV	37	0.88%
SCD	SCD_PATRON	35	0.83%
CIS	CIS_JUV	33	0.78%
GVD	GVD_PATRON	31	0.74%
DGS	DGS_PATRON	30	0.71%
INS	INS_PATRON	30	0.71%
GED	GED_PATRON	27	0.64%
ILL_LIBS	CHICAGO_P	25	0.59%
CSD	CSD_PATRON	22	0.52%
LGS	LGS_PATRON	21	0.50%
FRS	FRS_PATRON	20	0.48%
OZS	OPS_PATRON	20	0.48%
WCD	WCD_PATRON	20	0.48%
PHS	PHS_PATRON	19	0.45%
TPS	TPS_PATRON	19	0.45%

Item Library

NRS ▼

Checkouts & Renewals of Your Items

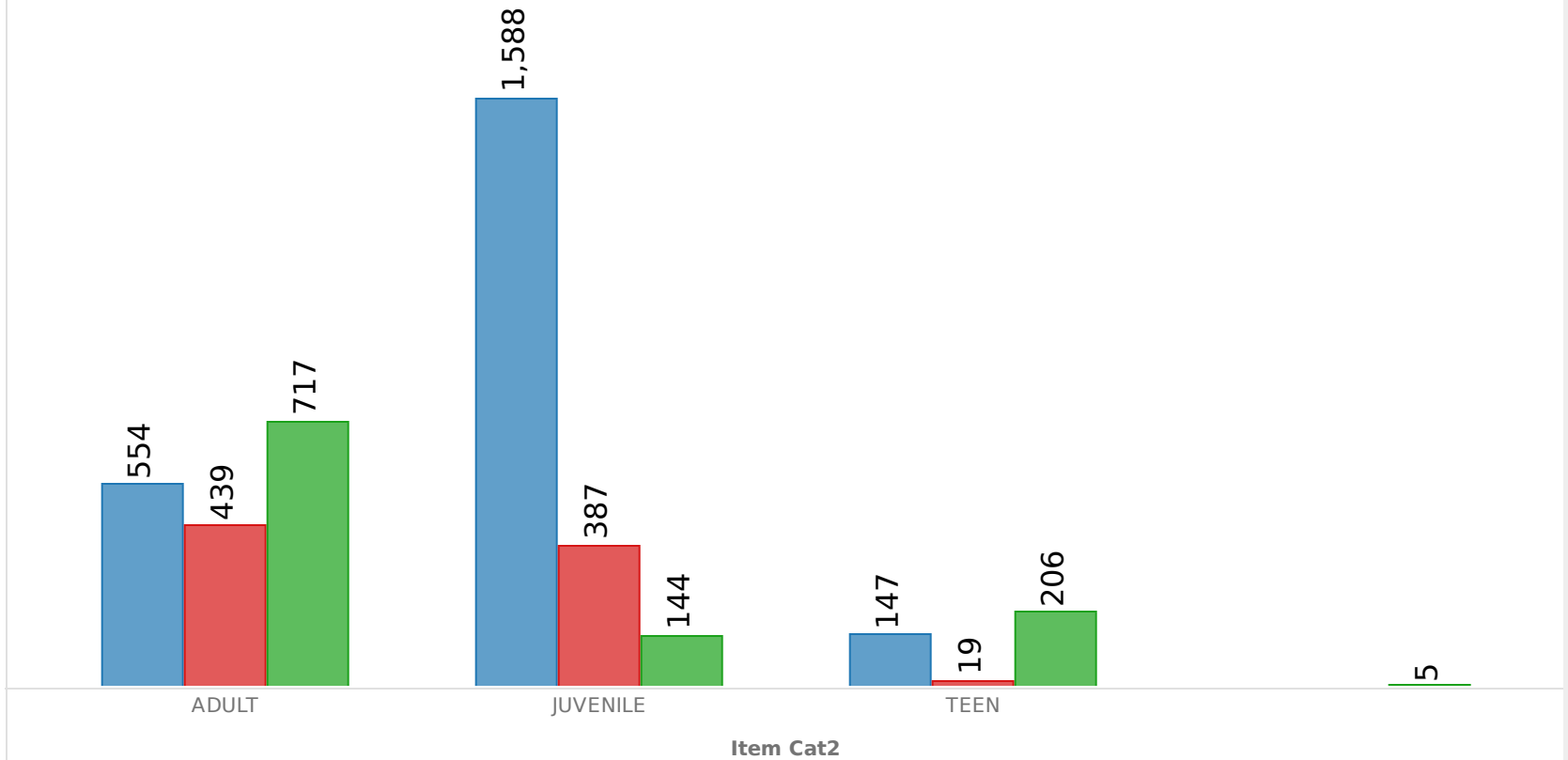
Item Cat2	Transactions	% of Total
ADULT	1,710	40.66%
JUVENILE	2,119	50.38%
TEEN	372	8.84%
	5	0.12%
Total	4,206	100.00%

Item Cat3	Transactions	% of Total
FICTION	2,289	54.42%
NONFICTION	845	20.09%
	1,072	25.49%
Total	4,206	100.00%

Circs by Cat2 & Cat3

Item Cat3

- FICTION
- NONFICTION
-

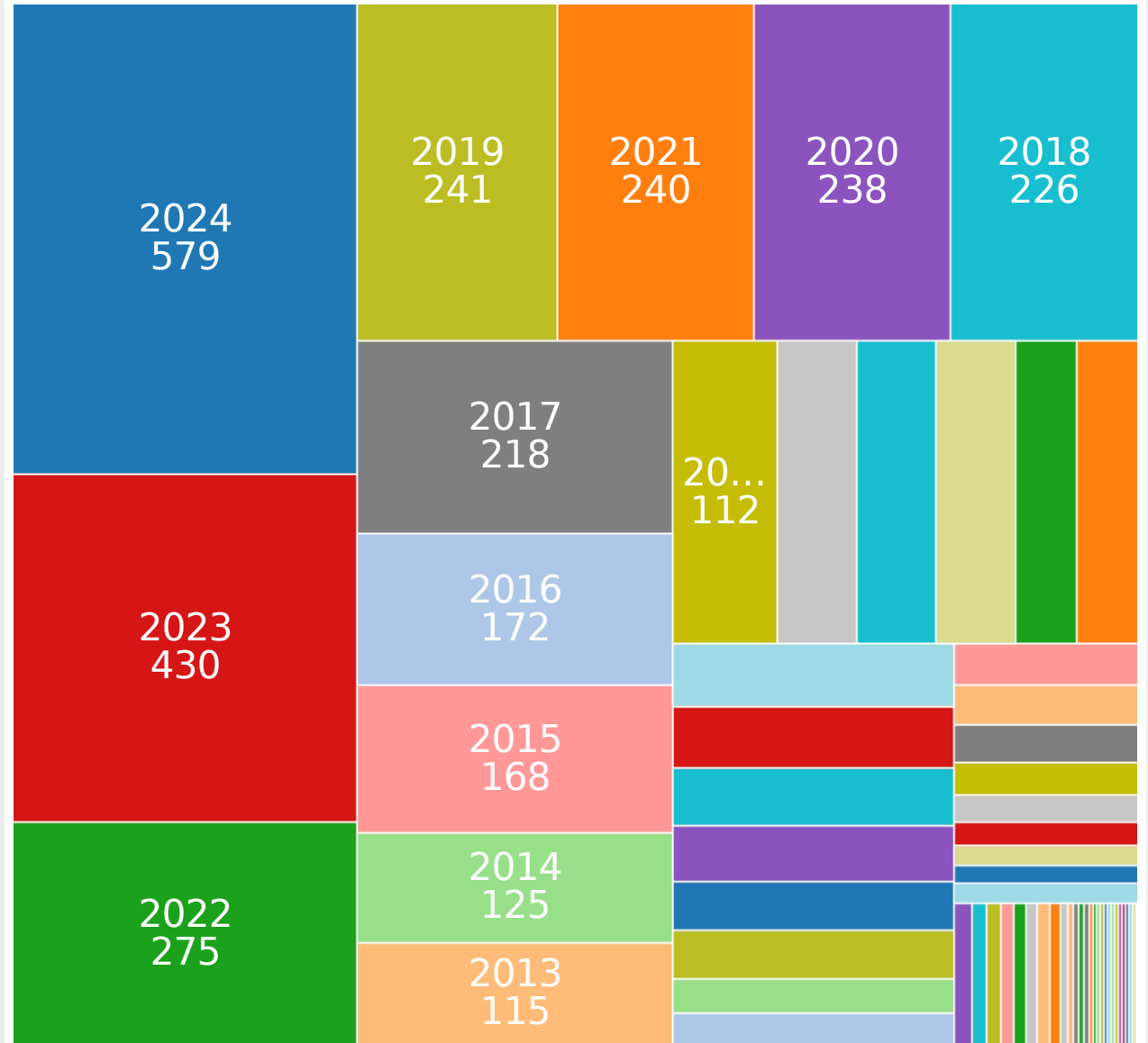


Item Library

NRS v

Checkouts & Renewals of Your Items

Publication Year	Transactions	% of Total
Total	4,206	100.00%
2024	579	13.77%
2023	430	10.22%
2022	275	6.54%
2019	241	5.73%
2021	240	5.71%
2020	238	5.66%
2018	226	5.37%
2017	218	5.18%
2016	172	4.09%
2015	168	3.99%
2014	125	2.97%
2013	115	2.73%
2012	112	2.66%
2009	87	2.07%
0	86	2.04%
2011	85	2.02%
2006	68	1.62%
2005	65	1.55%
2010	63	1.50%
2007	62	1.47%
2002	57	1.36%
2004	57	1.36%
2008	50	1.19%
2003	49	1.17%
1998	35	0.83%
2000	31	0.74%
1999	27	0.64%
1997	25	0.59%
2001	25	0.59%



Station Library

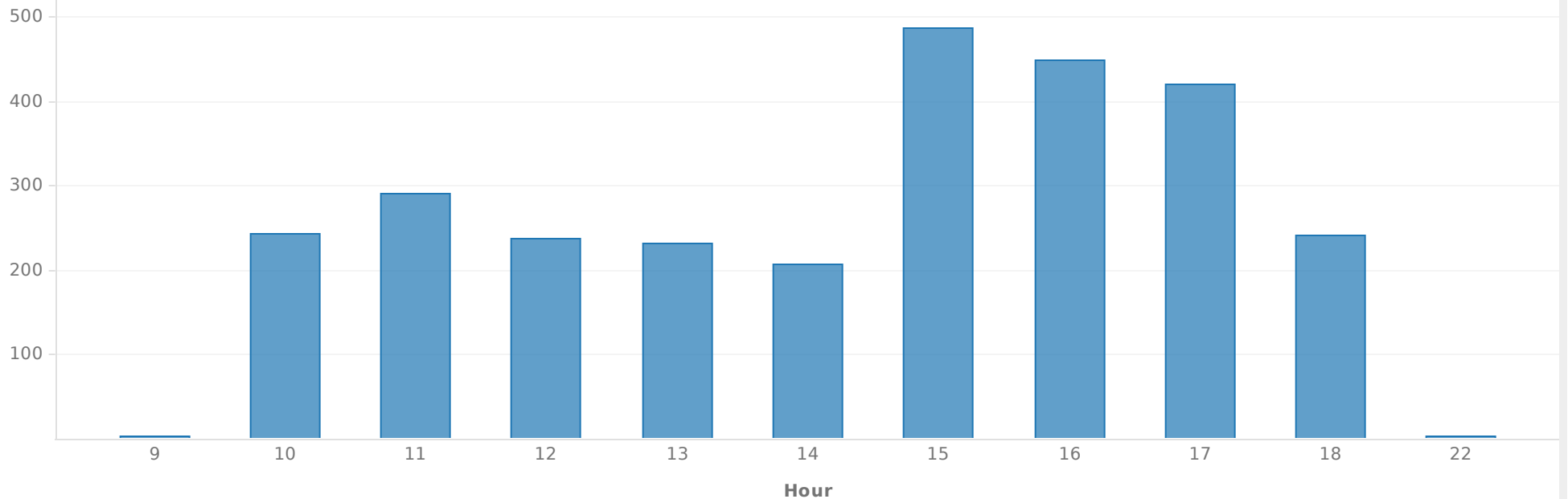
NRS ▼

Checkouts & Renewals at Your Library

Trans Stat Command Desc	Transactions	% of Total
Total	4,411	100.00%
Charge Item Part B	2,565	58.15%
Renew Item	1,846	41.85%

Trans Stat Station Login User Access	Transactions	% of Total
Total	4,411	100.00%
NRSCIRCSR	1,712	38.81%
AUTORENEW	1,599	36.25%
SIPCHK	854	19.36%
NRSTECHSR	219	4.96%
PUBLIC	21	0.48%
NRSTECHJR	6	0.14%

Average Transactions per Hour



Station Library

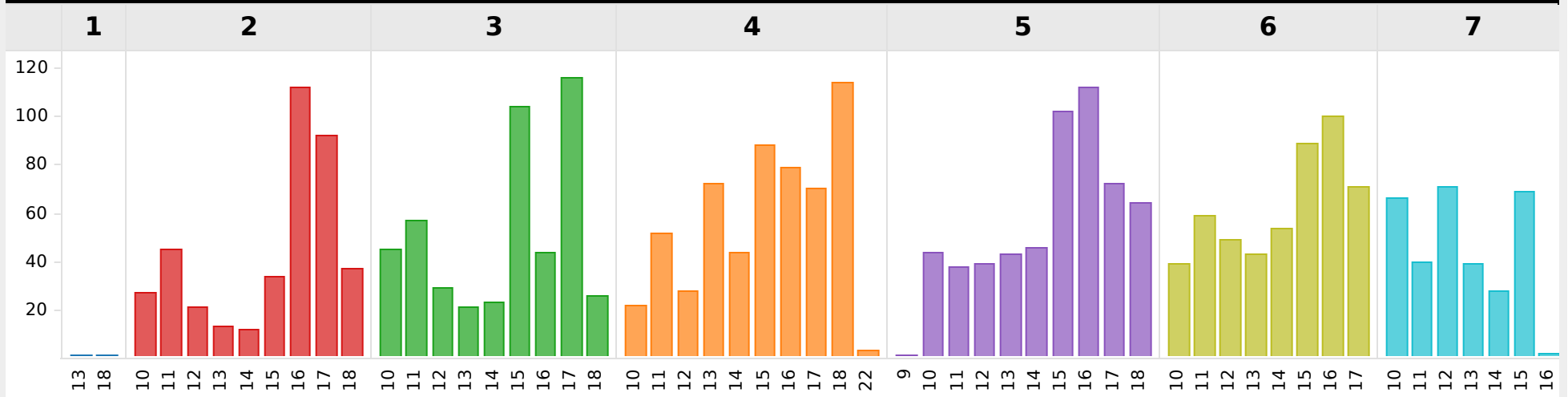
NRS ▼

Checkouts & Renewals at Your Library

Trans Stat Dow	Transactions	% of Total
Sunday	2	0.07%
Monday	393	13.98%
Tuesday	465	16.54%
Wednesday	572	20.34%
Thursday	561	19.95%
Friday	504	17.92%
Saturday	315	11.20%

Hour	Transactions	% of Total
9	1	0.04%
10	243	8.65%
11	291	10.36%
12	237	8.44%
13	232	8.26%
14	207	7.37%
15	486	17.30%
16	449	15.98%
17	421	14.99%
18	242	8.62%

Circs by Hour and Day



Station Library

NRS ▼

Checkouts & Renewals at Your Library

Library Users at Your Library

User Library	Transactions	% of Total
Total	2,812	100.00%
NRS	1,958	69.63%
RSS	371	13.19%
BYS	107	3.81%
FPS	81	2.88%
MWS	51	1.81%
BFS	48	1.71%
CIS	44	1.56%
WCS	43	1.53%
OPS	24	0.85%
LPS	17	0.60%
ILL_LIBS	16	0.57%
LGS	14	0.50%
BRS	7	0.25%
EPS	6	0.21%
SFS	6	0.21%
LYS	4	0.14%
OZS	4	0.14%
DGS	3	0.11%
OES	3	0.11%
OLS	3	0.11%
GHS	1	0.04%
HDS	1	0.04%

Library Items at Your Library

Item Library	Transactions	% of Total
Total	2,812	100.00%
NRS	2,190	77.88%
BLD	30	1.07%
BYS	22	0.78%
OPS	22	0.78%
ESS	20	0.71%
SCD	20	0.71%
WRS	18	0.64%
TPS	17	0.60%
GED	16	0.57%
HDS	16	0.57%
ROD	15	0.53%
ADD	14	0.50%
DGS	14	0.50%
GHS	14	0.50%
OLS	14	0.50%
TFS	14	0.50%
BDD	12	0.43%
BVD	12	0.43%
AMS	11	0.39%
BVS	11	0.39%
INS	11	0.39%
VPD	11	0.39%

Station Library

NRS v

Checkouts & Renewals by Library & User Profile at Your Library

Library Users/Profiles at Your Library

User Library	Trans Stat User Profile Name	Transactions	% of Total
Total		2,812	100.00%
NRS	NRS_ADULT	1,724	61.31%
RSS	RSS_ADULT	300	10.67%
NRS	NRS_JUV	228	8.11%
FPS	FPS_ADULT	81	2.88%
BYS	BYS_ADULT	72	2.56%
RSS	RSS_JUV	71	2.52%
MWS	MWS_ADULT	51	1.81%
BFS	BFS_PATRON	46	1.64%
WCS	WCS_PATRON	43	1.53%
BYS	BYS_JUV	35	1.24%
CIS	CIS_ADULT	29	1.03%
OPS	OPS_PATRON	24	0.85%
LPS	LPS_PATRON	17	0.60%
CIS	CIS_JUV	15	0.53%
ILL_LIBS	CHICAGO_P	15	0.53%
LGS	LGS_PATRON	14	0.50%
BRS	BRS_ADULT	7	0.25%
EPS	EPS_PATRON	6	0.21%
SFS	SFS_ADULT	6	0.21%
LYS	LYS_ADULT	4	0.14%
NRS	CHICAGO_P	4	0.14%
OZS	OPS_PATRON	4	0.14%
DGS	DGS_PATRON	3	0.11%
OES	OPS_PATRON	3	0.11%
OLS	OLS_PATRON	3	0.11%
BFS	BFS_TEACH	2	0.07%
NRS	NRSCIRCJR	2	0.07%

Library Items/Profiles at Your Library

Item Library	Trans Stat User Profile Name	Transactions	% of Total
Total		2,812	100.00%
NRS	NRS_ADULT	1,245	44.27%
	RSS_ADULT	241	8.57%
	NRS_JUV	191	6.79%
	RSS_JUV	70	2.49%
	BYS_ADULT	67	2.38%
	FPS_ADULT	62	2.20%
	BFS_PATRON	45	1.60%
	WCS_PATRON	43	1.53%
	MWS_ADULT	42	1.49%
	BYS_JUV	31	1.10%
	OPS_PATRON	28	1.00%
	CIS_ADULT	25	0.89%
BLD	NRS_ADULT	24	0.85%
NRS	CHICAGO_P	19	0.68%
ESS	NRS_ADULT	17	0.60%
NRS	LPS_PATRON	17	0.60%
OPS	NRS_ADULT	17	0.60%
NRS	CIS_JUV	15	0.53%
HDS	NRS_ADULT	14	0.50%
WRS	NRS_ADULT	14	0.50%
BYS	NRS_ADULT	13	0.46%
GED	NRS_ADULT	13	0.46%
NRS	LGS_PATRON	13	0.46%
SCD	NRS_ADULT	13	0.46%
TFS	NRS_ADULT	13	0.46%
TPS	NRS_ADULT	13	0.46%
BVD	NRS_ADULT	12	0.43%
GHS	NRS ADULT	12	0.43%

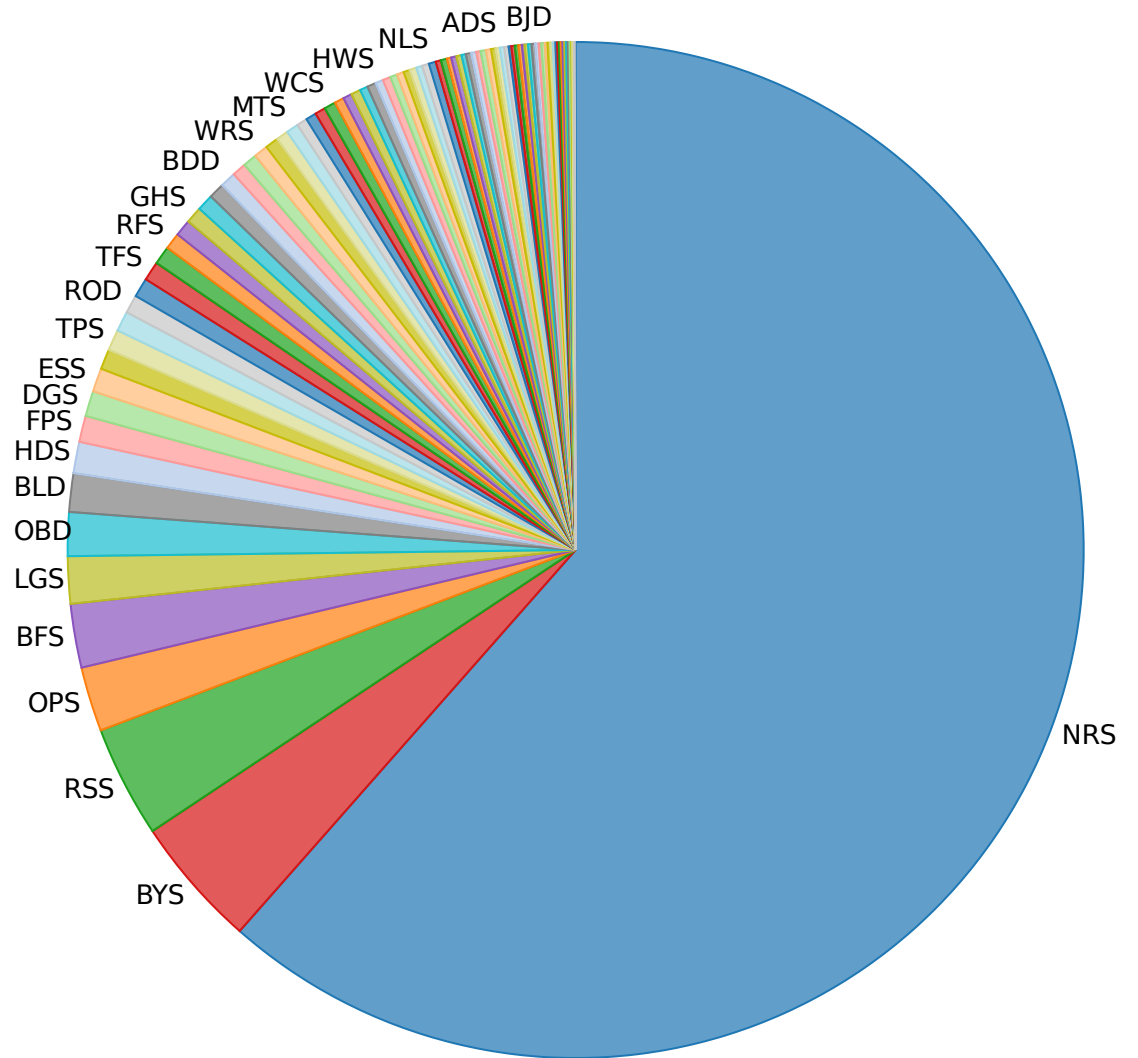
User Library

NRS v

Checkouts & Renewals from Your Patrons

Item Library	Transactions	% of Total
Total	3,812	100.00%
NRS	2,343	61.46%
BYS	159	4.17%
RSS	136	3.57%
OPS	78	2.05%
BFS	77	2.02%
LGS	57	1.50%
OBD	54	1.42%
BLD	46	1.21%
HDS	38	1.00%
FPS	32	0.84%
DGS	31	0.81%
ESS	28	0.73%
LPS	25	0.66%
TPS	25	0.66%
GED	24	0.63%
ROD	23	0.60%
SCD	23	0.60%
TFS	23	0.60%
BVS	22	0.58%
RFS	21	0.55%
BVD	20	0.52%
GHS	20	0.52%
INS	20	0.52%

Your Users Checkout Items from...



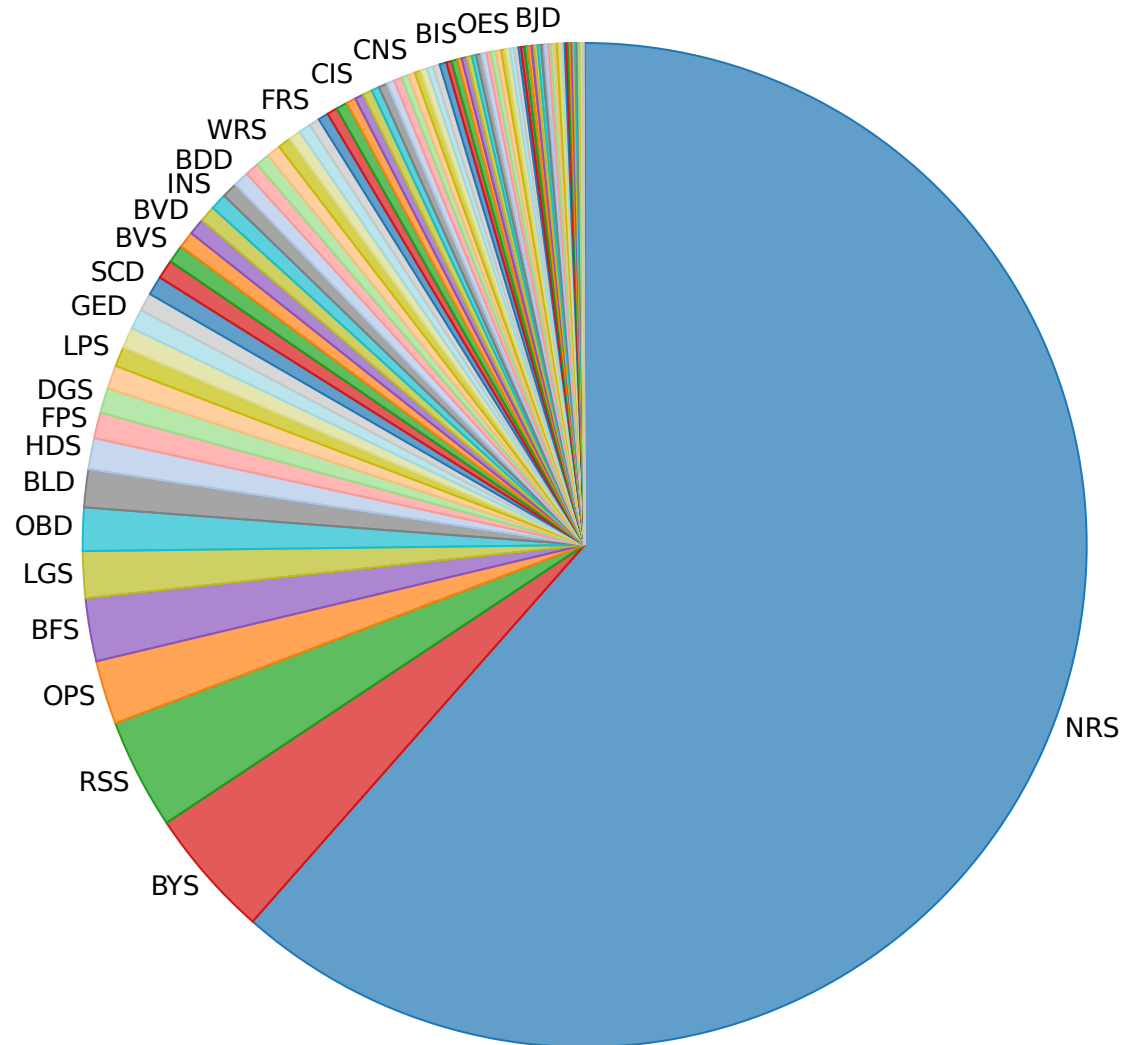
User Library

NRS ▼

Checkouts & Renewals from Your Patrons

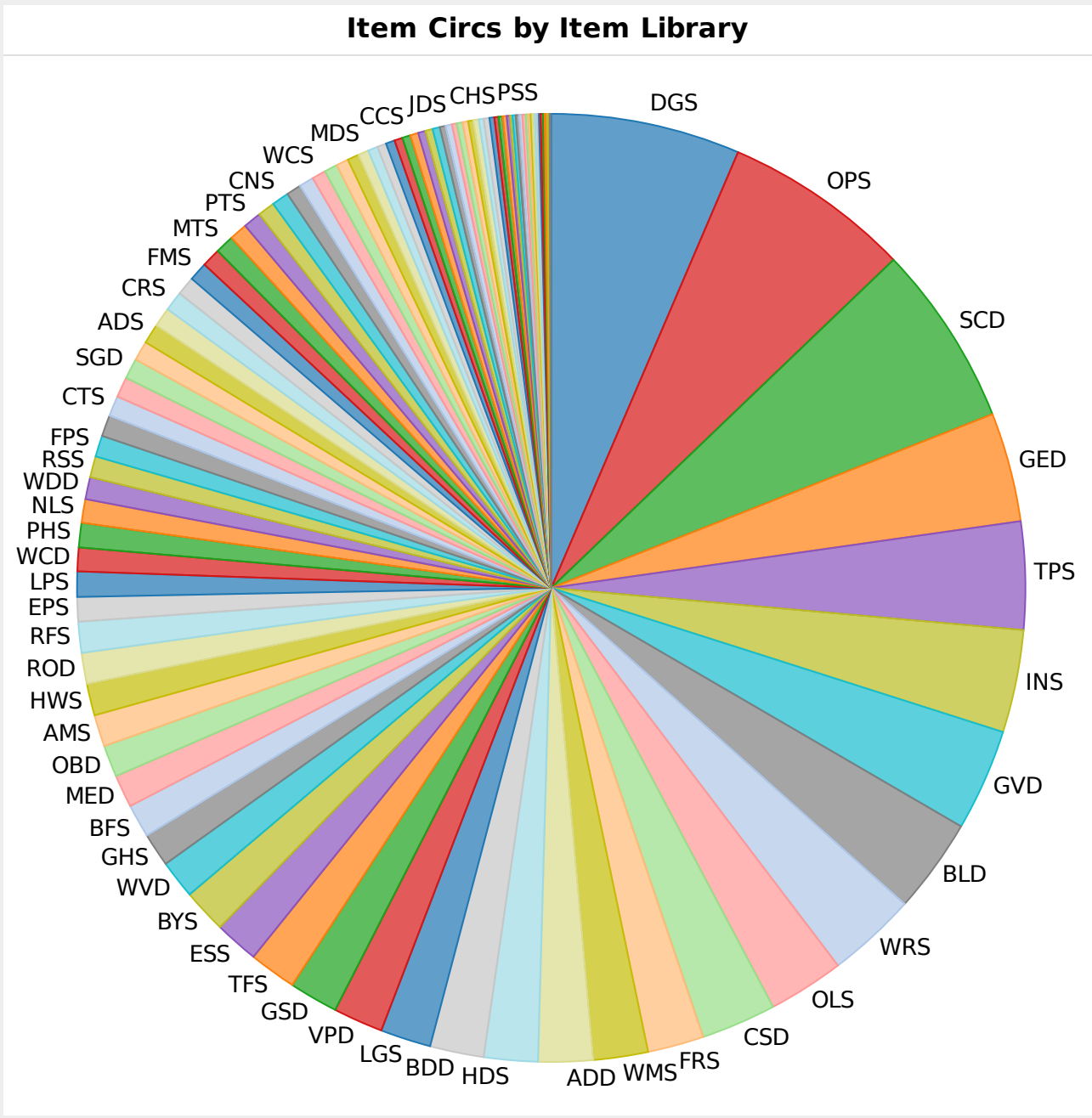
Station Library	Transactions	% of Total
Total	3,812	100.00%
NRS	3,133	82.19%
BYS	162	4.25%
RSS	141	3.70%
BFS	88	2.31%
LGS	48	1.26%
OPS	45	1.18%
OBD	41	1.08%
FPS	26	0.68%
LPS	23	0.60%
RFS	18	0.47%
BRS	16	0.42%
DGS	15	0.39%
HDS	13	0.34%
WCS	9	0.24%
TFS	7	0.18%
CIS	6	0.16%
BVS	5	0.13%
BVD	3	0.08%
GED	2	0.05%
INS	2	0.05%
MWS	2	0.05%
NLS	2	0.05%
BKS	1	0.03%

Your Users Checkout at...



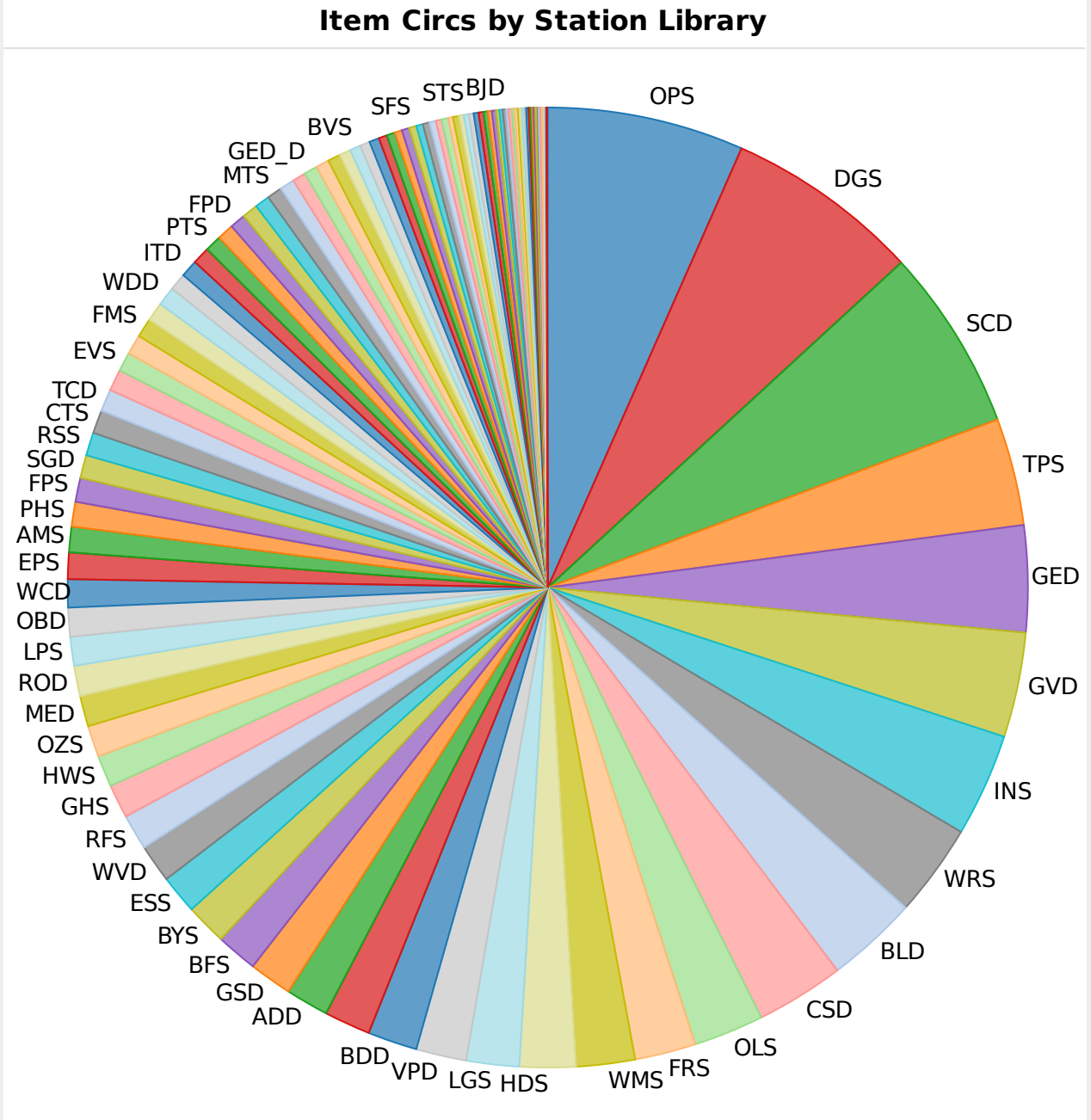
Checkouts & Renewals from all SWAN Libraries

Item Library	Transactions	% of Total
Total	1,013,796	100.00%
DGS	65,114	6.42%
OPS	64,793	6.39%
SCD	62,685	6.18%
GED	37,828	3.73%
TPS	37,105	3.66%
INS	35,532	3.50%
GVD	35,227	3.47%
BLD	32,643	3.22%
WRS	30,824	3.04%
OLS	26,356	2.60%
CSD	25,716	2.54%
FRS	19,622	1.94%
WMS	18,920	1.87%
ADD	18,738	1.85%
HDS	18,587	1.83%
BDD	18,483	1.82%
LGS	17,512	1.73%
VPD	17,353	1.71%
GSD	16,908	1.67%
TFS	16,199	1.60%
ESS	15,296	1.51%
BYS	15,127	1.49%
WVD	13,183	1.30%
GHS	11,700	1.15%
BFS	11,464	1.13%
MED	11,163	1.10%
OBD	11,122	1.10%
AMS	10,988	1.08%
HWS	10,964	1.08%
ROD	10,761	1.06%
RFS	10,561	1.04%
EPS	8,578	0.85%
IDS	8,505	0.84%



Checkouts & Renewals from all SWAN Libraries

Station Library	Transactions	% of Total
Total	1,013,796	100.00%
OPS	66,786	6.59%
DGS	66,540	6.56%
SCD	62,131	6.13%
TPS	36,564	3.61%
GED	36,373	3.59%
GVD	35,662	3.52%
INS	35,368	3.49%
WRS	31,430	3.10%
BLD	31,305	3.09%
CSD	30,089	2.97%
OLS	23,983	2.37%
FRS	20,804	2.05%
WMS	20,140	1.99%
HDS	19,018	1.88%
LGS	18,103	1.79%
VPD	17,106	1.69%
BDD	16,948	1.67%
TFS	15,767	1.56%
ADD	14,636	1.44%
GSD	14,592	1.44%
BFS	14,136	1.39%
BYS	13,926	1.37%
ESS	13,323	1.31%
WVD	13,057	1.29%
RFS	12,024	1.19%
GHS	11,405	1.12%
HWS	10,912	1.08%
OZS	10,716	1.06%
MED	10,468	1.03%
ROD	10,220	1.01%
LPS	9,907	0.98%
OBD	9,831	0.97%
WCD	9,405	0.94%



Checkouts & Renewals from all SWAN Libraries

User Library	Transactions	% of Total
Total	1,013,796	100.00%
DGS	65,291	6.44%
SCD	65,092	6.42%
OPS	62,707	6.19%
GVD	37,352	3.68%
GED	36,324	3.58%
INS	35,641	3.52%
TPS	34,113	3.36%
ILL_LIBS	33,369	3.29%
CSD	28,802	2.84%
WRS	28,727	2.83%
BLD	27,958	2.76%
OLS	20,773	2.05%
WMS	20,362	2.01%
FRS	20,100	1.98%
HDS	17,601	1.74%
VPD	16,789	1.66%
TFS	16,342	1.61%
BDD	15,402	1.52%
BYS	14,679	1.45%
GSD	14,625	1.44%
BFS	14,543	1.43%
LGS	14,003	1.38%
ADD	13,310	1.31%
LPS	12,545	1.24%
WVD	12,284	1.21%
GHS	11,791	1.16%
RFS	11,466	1.13%
ROD	10,908	1.08%
WCD	10,816	1.07%
MED	10,397	1.03%
HWS	10,367	1.02%
OZS	9,459	0.93%
BVD	9,064	0.89%

